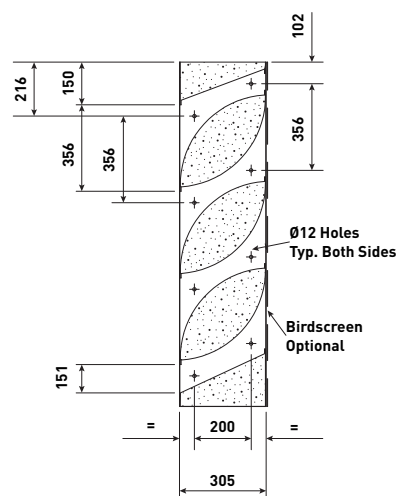
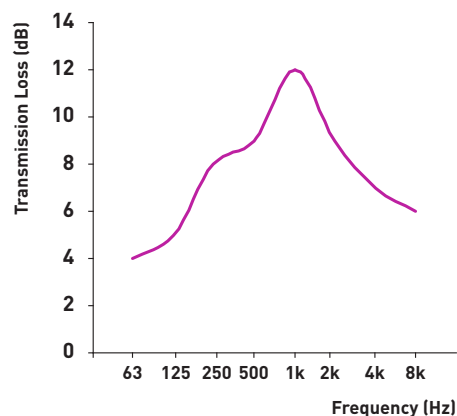


Weight 35kg/m<sup>2</sup>      Module Width 300 - 1250mm  
 Standard Module Height 356 - 3560mm (in 356mm increments)  
 Intermediate heights are available



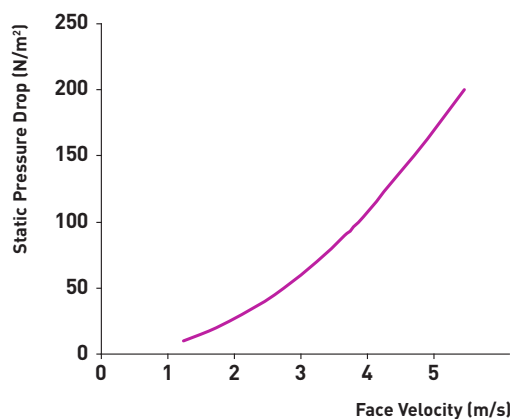
Acoustic Performance

Octave Band Centre Frequency (Hz)	63	125	250	500	1k	2k	4k	8k
Transmission Loss (dB)	4	5	8	9	12	9	7	6
Acoustic Rating	R <sub>w</sub> 11dB / D <sub>new</sub> 18dB							
For noise reduction, add 6dB to the above values								



Aerodynamic Performance

Static Pressure Drop (N/m <sup>2</sup> )	10	20	30	40	50	60	70	80	90	100
Face Velocity (m/s)	1.23	1.73	2.11	2.46	2.74	3.00	3.24	3.46	3.65	3.86
Nominal Free Area	52%*      * Average over louvre depth									
Cd	0.3									



Acoustic Louvred Doors

- Single and double doors are available in the LP louvre range
- See page 24 for further details