

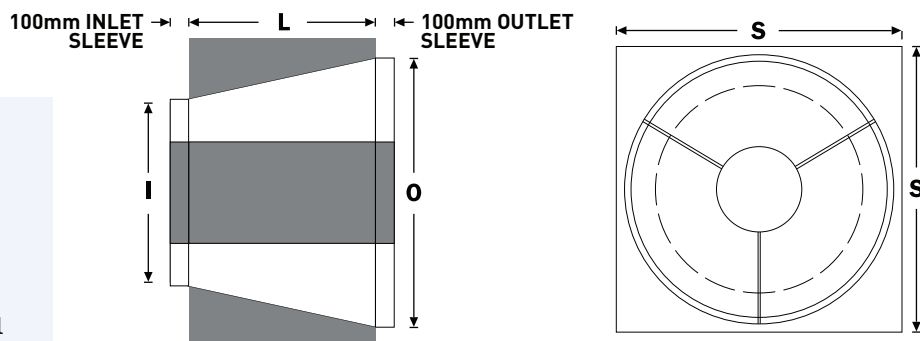
# D-Duct Diffuser Silencer Type: DDS

With Forward and Reverse Flow

The IAC D-Duct (DDS) Diffuser/Silencer is designed for installation at the outlet of vane axial fans. The DDS Silencer has excellent acoustic performance characteristics and at the same time, reduces system pressure drop. The D-Duct Diffuser/Silencer can also be used as an effective inlet cone and silencer.

**Features:**

- A combined silencer and diffuser – all in one
- Permits silencing where it is most effective
- Reduces pressure drop
- Easy to handle and install
- Certified performance



## Physical Data

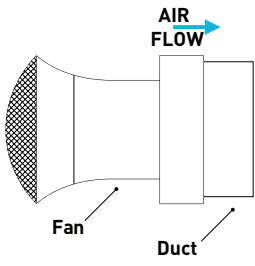
IAC Model	I Inlet Dia. (mm)	O Outlet Dia. (mm)	S (mm)	L (mm)	Weight (kg)
18-A	470	610	711	508	57
20-A	521	711	813	508	64
24-A	622	762	864	610	75
24-B	622	762	864	610	82
30-A	775	1016	1118	762	102
30-B	775	1016	1118	762	109
30-B	775	1016	1118	762	118
36-A	927	1168	1270	959	132
36-B	927	1168	1270	959	136
36-C	927	1168	1270	959	141
36-D	927	1168	1270	959	148
42-A	1080	1321	1422	914	182
42-B	1080	1321	1422	914	186
42-C	1080	1321	1422	914	195
48-A	1232	1524	1626	1105	250
48-B	1232	1524	1626	1105	264
48-C	1232	1524	1626	1105	277
54-A	1403	1727	1829	1219	318
54-B	1403	1727	1829	1219	341
54-C	1403	1727	1829	1219	359
60-A	1549	1880	1981	1340	341
60-B	1549	1880	1981	1340	359
66-A	1702	2083	2184	1486	541
66-B	1702	2083	2184	1486	568
70-A	1854	2286	2388	1727	636
70-B	1854	2286	2388	1727	682

## Dynamic Insertion Loss (DIL) Ratings (dB):

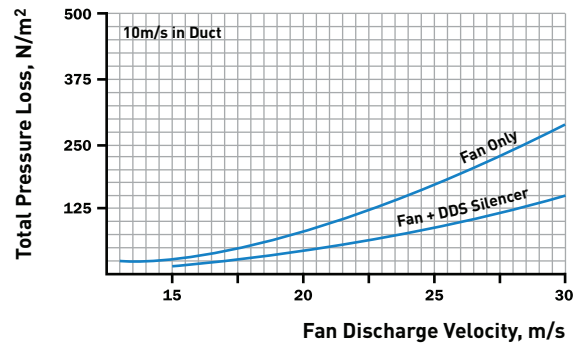
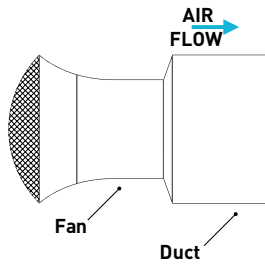
IAC Model	Octave Band	1	2	3	4	5	6	7	8
	Hz	63	125	250	500	1K	2K	4K	8K
18-A		-	3	13	22	27	23	17	13
20-A		-	2	12	20	26	22	16	12
24-A		1	4	14	20	24	20	15	12
24-B		1	5	15	20	25	21	15	12
30-A		1	7	15	19	21	17	14	12
30-B		1	8	15	19	21	17	14	12
30-B		2	8	15	19	21	18	14	12
36-A		2	8	15	18	17	13	12	11
36-B		2	9	15	18	17	13	11	10
36-C		2	9	15	18	18	14	11	10
36-D		2	9	16	18	19	14	11	10
42-A		3	10	16	17	16	12	10	9
42-B		3	10	16	17	16	12	11	10
42-C		3	10	16	18	16	13	11	10
48-A		3	11	17	18	16	12	10	10
48-B		3	11	17	18	16	12	11	10
48-C		3	11	18	19	17	13	12	10
54-A		3	11	17	18	16	12	10	10
54-B		3	11	17	18	16	12	11	10
54-C		3	11	17	19	17	12	12	10
60-A		4	12	18	19	14	10	10	10
60-B		4	12	18	20	16	12	11	10
66-A		4	12	18	19	14	10	10	10
66-B		4	12	18	20	16	12	11	10
70-A		4	12	17	16	12	10	10	10
70-B		4	12	18	18	15	10	10	10

## Ducted Discharge

Fan plus DDS Silencer

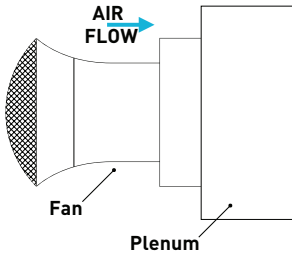


Fan plus 45° (or greater) Transition, No Diffuser

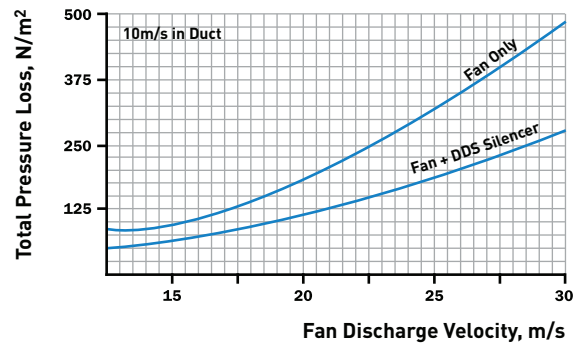
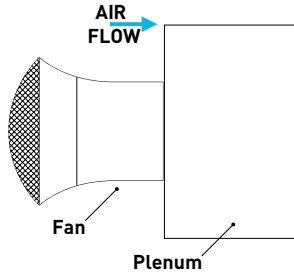


## Discharge into Low Velocity Plenums

Fan plus DDS Silencer at Plenum Entrance

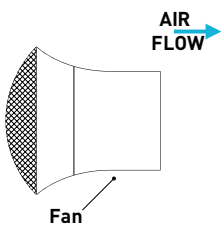


Direct Discharge into Plenum, No Diffuser



## Free Discharge

Fan Discharge, No Diffuser



Fan plus DDS Silencer

